

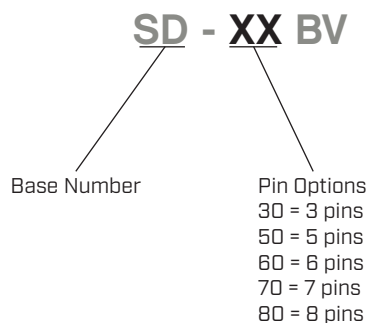
SERIES: SD-BV | **DESCRIPTION:** STANDARD DIN CONNECTOR

FEATURES

- PCB mount
- vertical
- shielded



PART NUMBER KEY



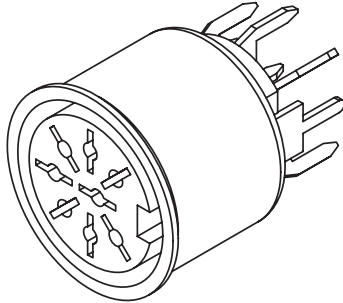
SPECIFICATIONS

parameter	conditions/description	min	typ	max	units
rated input voltage			24		Vdc
rated input current				1	A
contact resistance				30	mΩ
insulation resistance	at 500 Vdc	100			MΩ
voltage withstand	50/60 Hz at 0.5 A for 1 minute			500	Vac
insertion/withdrawal force		0.5		5.5	kg
operating temperature		-20		60	°C
storage temperature		-25		70	°C
life			5,000		cycles
flammability rating	UL94V-0				
RoHS	yes				

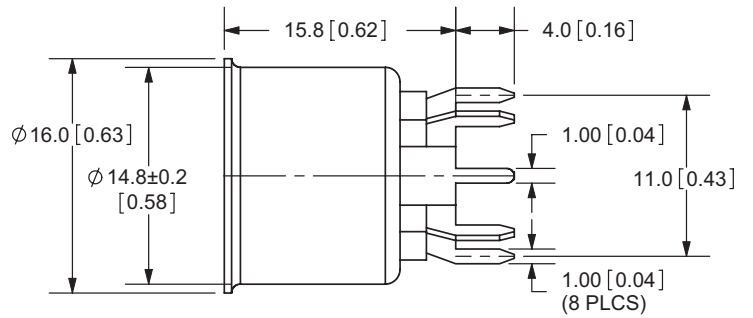
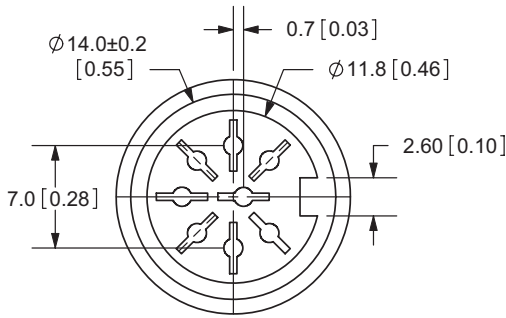
MECHANICAL DRAWINGS

units: mm[inches]

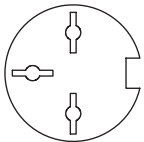
TOLERANCE: ±0.5mm



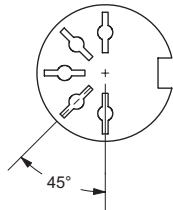
	MATERIAL	PLATING
contact terminals (1-8)	brass	tin
sleeve	PBS	tin
cover	iron sheet	nickel
mouth bushing	PBT-94VD G15	



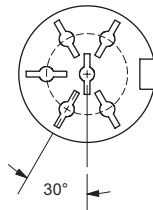
SD-30BV



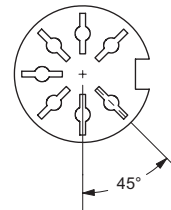
SD-50BV



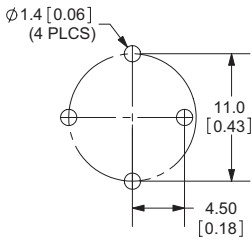
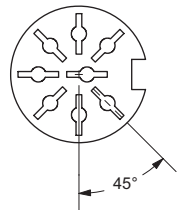
SD-60BV



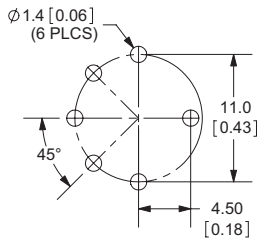
SD-70BV



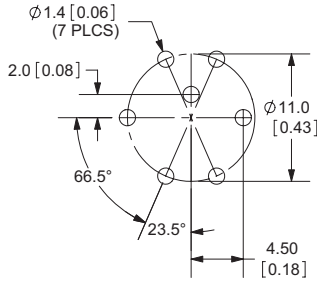
SD-80BV



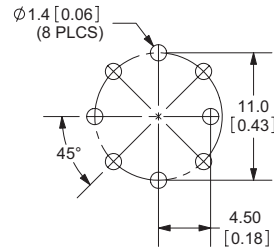
PCB LAYOUT FRONT VIEW



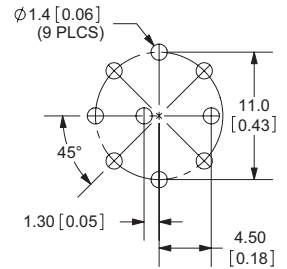
PCB LAYOUT FRONT VIEW



PCB LAYOUT FRONT VIEW



PCB LAYOUT FRONT VIEW



PCB LAYOUT FRONT VIEW

REVISION HISTORY

rev.	description	date
1.0	initial release	02/23/2006
1.01	new template applied	02/10/2012
1.02	terminal plating changed to tin	01/12/2016
1.03	updated datasheet	09/01/2017
1.04	brand update	02/19/2020
1.05	logo, datasheet style update	08/05/2022

The revision history provided is for informational purposes only and is believed to be accurate.



CUI Devices offers a one (1) year limited warranty. Complete warranty information is listed on our website.

CUI Devices reserves the right to make changes to the product at any time without notice. Information provided by CUI Devices is believed to be accurate and reliable. However, no responsibility is assumed by CUI Devices for its use, nor for any infringements of patents or other rights of third parties which may result from its use.

CUI Devices products are not authorized or warranted for use as critical components in equipment that requires an extremely high level of reliability. A critical component is any component of a life support device or system whose failure to perform can be reasonably expected to cause the failure of the life support device or system, or to affect its safety or effectiveness.

cuidevices.com